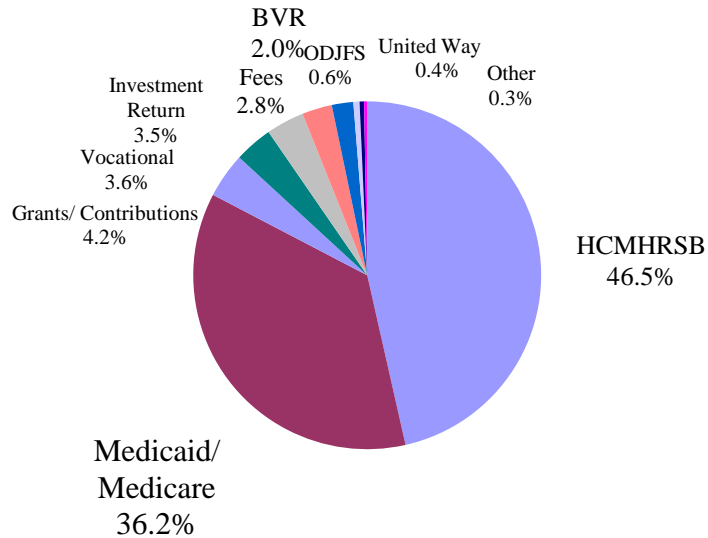


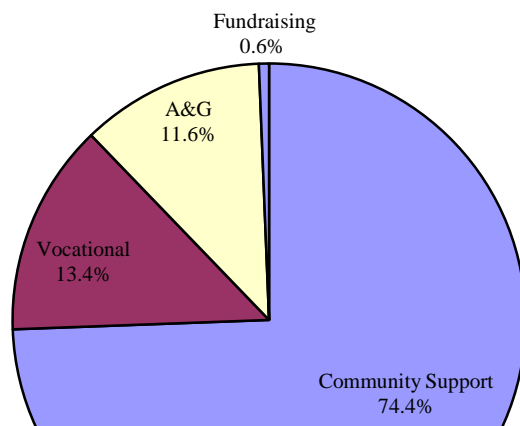
Greater Cincinnati Behavioral Health Services - 2011 FISCAL PICTURE



Revenue


- Hamilton County Mental Health and Recovery Services Board (HCMHRSB)
- Medicaid/Medicare
- Grants and Contributions
- Vocational Contracts
- Investment Return
- Fee for Service (BVR)
- (ODJFS)
- United Way
- Other Sources

TOTAL REVENUE



Expenses By Program

- Community Support (includes psychiatric, case management, housing and residential, and other community mental health services)
- Vocational (includes Supported Employment Program)
- Administration and General (A&G) (includes central management personnel, quality assurance and improvement, compliance, finance, human resources, and information systems expenses)



Fundraising (includes Development and Capital Campaign expenses)

TOTAL EXPENSES

Total net assets at June 30, 2011 - \$10

~~~~~

An annual financial report is filed with the Attorney General's Office of the State of Ohio and the United States Internal Revenue Service. The accounts of Greater Cincinnati Behavioral Health Services are audited by an independent firm of Certified Public Accountants. Complete audited financial statements are available upon request.



|    |           |       |
|----|-----------|-------|
| \$ | 9,406,048 | 46.5% |
| \$ | 7,328,136 | 36.2% |
| \$ | 848,034   | 4.2%  |
| \$ | 720,664   | 3.6%  |
| \$ | 715,800   | 3.5%  |
| \$ | 565,395   | 2.8%  |
| \$ | 403,807   | 2.0%  |
| \$ | 116,306   | 0.6%  |
| \$ | 83,729    | 0.4%  |
| \$ | 58,169    | 0.3%  |

**\$ 20,246,088** 100.00%

\$ 14,782,535 74.4%

\$ 2,657,823 13.4%

\$ 2,298,068 11.6%

\$ 126,122 0.6%

\$ 19,864,548 100.0%

**0,609,616**

al statements